

CLT.

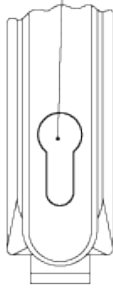
Latches with handle

elesa

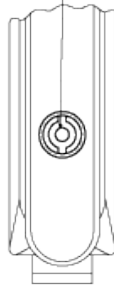
PA



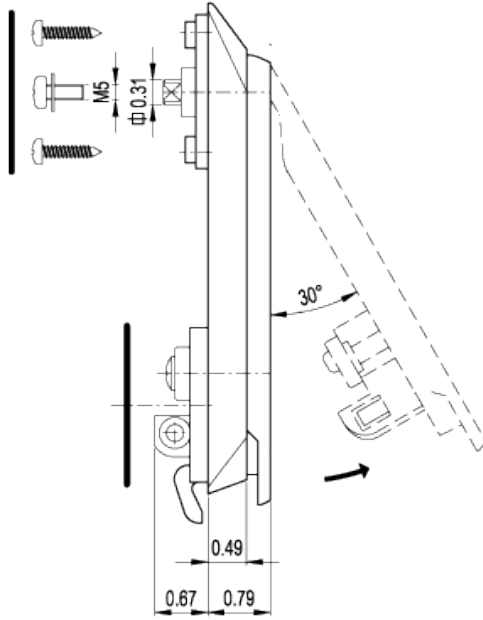
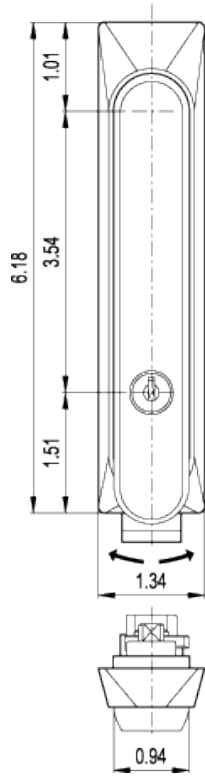

CLT-EU
CLTA-EU
CLTU-EU



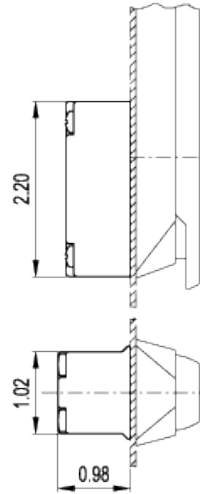
CLTA.



CLT. CLTU.



CLT-IP
CLTA-IP
CLTU-IP



american unit
metric unit

Elesa Standards		Weight
Code	Description	lbs g
421161	CLT.160	0.319 145
421162	CLT.160-IP	0.352 160
421163	CLT.160-EU	0.341 155
421164	CLT.160-EU-IP	0.374 170
421166	CLTU.160	0.319 145
421167	CLTU.160-IP	0.352 160
421168	CLTU.160-EU	0.341 155
421169	CLTU.160-EU-IP	0.374 170
421171	CLTA.160	0.33 150
421173	CLTA.160-IP	0.363 165
421175	CLTA.160-EU	0.352 160
421177	CLTA.160-EU-IP	0.385 175

Handle and base

Glass-fibre reinforced polyamide based (PA) technopolymer. Resistant to solvents, oils, greases and other chemical agents.

Colour

Black, matte finish.

Handle shank

Zinc alloy with superficial chromate treatment and NBR synthetic rubber O-ring.

Sealing washer

Silicon directly applied under the handle base and NBR synthetic rubber O-ring (only for execution IP 65).

Screws

Zinc-plated steel.

Standard executions

- CLT.: lock with different combinations. Each lock has two nickel-plated brass keys, with different combination, removable at 180°.
- CLT-EU: lock with different combinations with European stator. Each lock has two nickel-plated brass keys, with different combination, removable at 180°.
- CLTU.: lock with one combination. All locks have two nickel-plated brass keys, with the same combination, removable at 180°.
- CLTU-EU: lock with one combination with European stator. All locks have two nickel-plated brass keys, with the same combination, removable at 180°.
- CLTA.: lock for technopolymer key with zamac insert, with two-wings key mark, included in the supply.
- CLTA-EU: lock with European stator, for technopolymer key with zamac insert, with two-wings key mark, included in the supply.

IP protection

Execution with suffix -IP: protection plug and sealing washer with IP 65 protection class, according to IEC 529 table, with two zinc-plated set screws included in the supply.

Accessories on request

CLT. latches with handle are generally used with rod controls [CAR](#). to order separately.

Other accessories available on request are:

- one pair of black technopolymer rod guides: one rod guide every 19.70 (500 mm) of rod length (code 421133 description C.GAT);
- one pair of flat galvanised steel rods, cross section 0.55x0.12 (14x3 mm), length 39.40 (1,000 mm) and edge rollers in black technopolymer, for frame thickness of 0.79 (20 mm) (code 421135 description C.AT 1000-20) or 0.98 (25 mm) (code 421136 description C.AT 1000-25);
- latches with lock with different mark.

Drilling template

