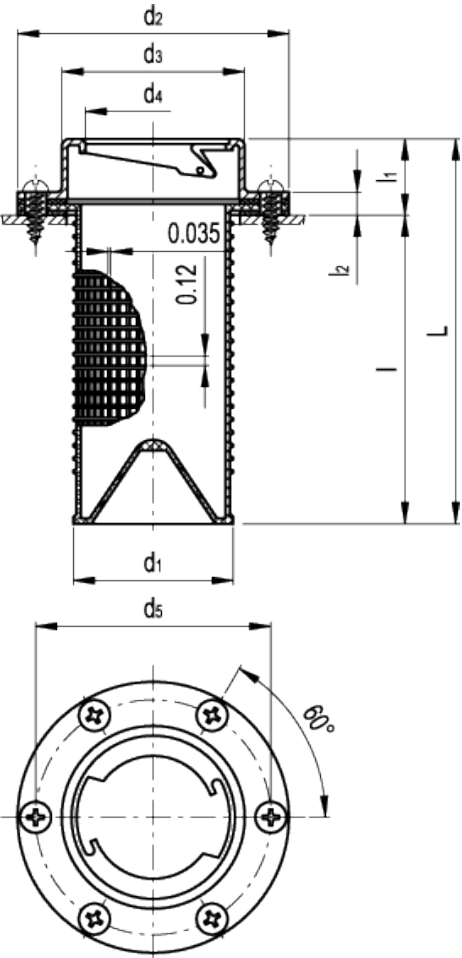


FRB+C

Bayonet flange

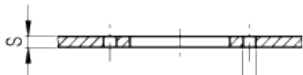


ELESA Original design

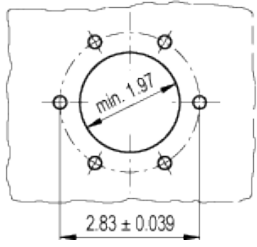


Drilling template

american unit
metric unit



- DIA= 0.161 $\frac{+0.001}{-0.001}$ S ≤ 0.078
- DIA= 0.169 $\frac{+0.001}{-0.001}$ 0.078 < S ≤ 0.157
- DIA= 0.173 $\frac{+0.001}{-0.001}$ S > 0.157



Elesa Standards		Main dimensions									Weight
Code	Description	d ₄	L	d ₁	d ₂	d ₃	d ₅	l	l ₁	l ₂	lbs g
9201	FRB+C	1.54 39	4.51 114.5	1.93 49	3.27 83	2.28 58	2.83 72	3.72 94.5	0.79 20	0.28 7	0.275 125

Flange

Zinc-plated steel with bayonet attachment.

Basket

Polypropylene based (PP) technopolymer, black colour. Resistant to solvents, oils, greases and other chemical agents.

Flat gaskets

Cork impregnated MGS based rubber.

Assembly

By means of six zinc-plated steel self-tapping screws TC-N10 (DIA. 4.8x19) UNI 6951-DIN 7971, included in the supply.

Special executions on request (For sufficient quantities)

Bayonet flange without basket (execution FRB).

Note

The breather cap to be coupled to the flange is not included.

Breather caps type [SFN.](#) , [SFP.](#) , [SFW.](#) can be used depending on the customer's requirements.



STANDAARD MACHINE ELEMENTS WORLDWIDE

ELESA models all rights reserved in accordance with the law. Always mention the source when reproducing our drawings.