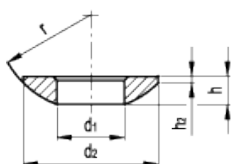


DIN 6319

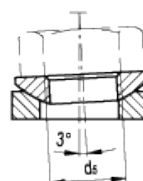
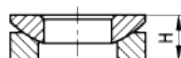
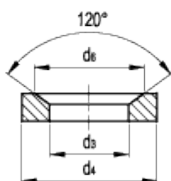
Concave and convex washers



Execution C
(convex washer)



Execution D (d4=d2)
Execution G (d4>d2)
(concave washer)



american unit
metric unit

Elesa-Gantergriff		Main dimensions											Weight
Code	Description	d ₁ H12	d ₂	d ₃ H12	d ₄	d ₅ Screw	d ₆	h	h ₁	h ₂	H	r	lbs g
GN.30831	DIN 6319-6.4-C	0.252 6.4	0.47 12	- -	- -	- M6	-	0.09 2.3	-	0.03 0.7	-	0.35 9	0.002 1
GN.30835	DIN 6319-8.4-C	0.331 8.4	0.67 17	- -	- -	- M8	-	0.13 3.2	-	0.02 0.6	-	0.47 12	0.007 3
GN.30841	DIN 6319-10.5-C	0.413 10.5	0.83 21	- -	- -	- M10	-	0.16 4	-	0.03 0.8	-	0.59 15	0.011 5
GN.30845	DIN 6319-13-C	0.512 13	0.94 24	- -	- -	- M12	-	0.18 4.6	-	0.04 1.1	-	0.67 17	0.018 8
GN.30851	DIN 6319-15-C	0.591 15	1.1 28	- -	- -	- M14	-	0.2 5	-	0.05 1.2	-	0.87 22	0.026 12
GN.30855	DIN 6319-17-C	0.669 17	1.18 30	- -	- -	- M16	-	0.21 5.3	-	0.05 1.3	-	0.87 22	0.029 13
GN.30861	DIN 6319-21-C	0.827 21	1.42 36	- -	- -	- M20	-	0.25 6.3	-	0.08 2	-	1.06 27	0.048 22
GN.30865	DIN 6319-25-C	0.984 25	1.73 44	- -	- -	- M24	-	0.32 8.2	-	0.09 2.4	-	1.26 32	0.095 43
GN.30871	DIN 6319-31-C	1.22 31	2.2 56	- -	- -	- M30	-	0.44 11.2	-	0.14 3.6	-	1.61 41	0.242 110
GN.30875	DIN 6319-37-C	1.457 37	2.68 68	- -	- -	- M36	-	0.55 14	-	0.18 4.6	-	1.97 50	0.419 190
GN.30881	DIN 6319-43-C	1.693 43	3.07 78	- -	- -	- M42	-	0.67 17	-	0.26 6.5	-	2.28 58	0.672 305
GN.30885	DIN 6319-50-C	1.969 50	3.62 92	- -	- -	- M48	-	0.83 21	-	0.31 8	-	2.64 67	1.189 540

Elesa-Gantergriff		Main dimensions											Weight
Code	Description	d _{1 H12}	d ₂	d _{3 H12}	d ₄	d _{5 Screw}	d ₆	h	h ₁	h ₂	H	r	lbs g
GN.30901	DIN 6319-7.1-D	- -	- -	0.28 7.1	0.47 12	- M6	0.43 11	-	0.11 2.8	-	0.17 4.2	-	0.004 2
GN.30905	DIN 6319-9.6-D	- -	- -	0.378 9.6	0.67 17	- M8	0.57 14.5	-	0.14 3.5	-	0.22 5.6	-	0.009 4
GN.30911	DIN 6319-12-D	- -	- -	0.472 12	0.83 21	- M10	0.73 18.5	-	0.17 4.2	-	0.26 6.5	-	0.015 7
GN.30915	DIN 6319-14.2-D	- -	- -	0.559 14.2	0.94 24	- M12	0.79 20	-	0.2 5	-	0.31 8	-	0.022 10
GN.30921	DIN 6319-16.5-D	- -	- -	0.65 16.5	1.1 28	- M14	0.98 24.8	-	0.22 5.6	-	0.33 8.5	-	0.033 15
GN.30925	DIN 6319-19-D	- -	- -	0.748 19	1.18 30	- M16	1.02 26	-	0.24 6.2	-	0.38 9.6	-	0.04 18
GN.30931	DIN 6319-23.2-D	- -	- -	0.913 23.2	1.42 36	- M20	1.22 31	-	0.3 7.5	-	0.46 11.7	-	0.068 31
GN.30935	DIN 6319-28-D	- -	- -	1.102 28	1.73 44	- M24	1.46 37	-	0.37 9.5	-	0.6 15.2	-	0.134 61
GN.30941	DIN 6319-35-D	- -	- -	1.378 35	2.2 56	- M30	1.93 49	-	0.47 12	-	0.76 19.2	-	0.286 130
GN.30945	DIN 6319-42-D	- -	- -	1.654 42	2.68 68	- M36	2.36 60	-	0.59 15	-	0.93 23.5	-	0.507 230
GN.30951	DIN 6319-49-D	- -	- -	1.929 49	3.07 78	- M42	2.76 70	-	0.71 18	-	1.14 29	-	0.793 360
GN.30955	DIN 6319-56-D	- -	- -	2.205 56	3.62 92	- M48	3.23 82	-	0.87 22	-	1.4 35.5	-	1.41 640
GN.31001	DIN 6319-7.1-G	- -	- -	0.303 7.7	0.67 17	- M6	0.43 11	-	0.16 4	-	-	0.35 9	0.013 6
GN.31005	DIN 6319-9.6-G	- -	- -	0.378 9.6	0.94 24	- M8	0.57 14.5	-	0.2 5	-	-	0.47 12	0.031 14
GN.31011	DIN 6319-12-G	- -	- -	0.472 12	1.18 30	- M10	0.73 18.5	-	0.2 5	-	-	0.59 15	0.046 21
GN.31015	DIN 6319-14.2-G	- -	- -	0.559 14.2	1.42 36	- M12	0.79 20	-	0.24 6	-	-	0.67 17	0.084 38
GN.31021	DIN 6319-19-G	- -	- -	0.748 19	1.73 44	- M16	1.02 26	-	0.28 7	-	-	0.87 22	0.141 64
GN.31025	DIN 6319-23.2-G	- -	- -	0.913 23.2	1.97 50	- M20	1.22 31	-	0.31 8	-	-	1.06 27	0.203 92
GN.31031	DIN 6319-28-G	- -	- -	1.102 28	2.36 60	- M24	1.46 37	-	0.39 10	-	-	1.26 32	0.363 165
GN.31035	DIN 6319-35-G	- -	- -	1.378 35	2.68 68	- M30	1.93 49	-	0.47 12	-	-	1.61 41	0.524 238

Material

- Execution C and D: case-hardened steel (hardening depth 0.008 - 0.015 (0.2 - 0.4 mm)), hardness (550 + 100) HV 10.
- Execution G: hardened and tempered steel, hardness (350 + 80) HV 30.

Applications

DIN 6319 concave and convex washers are suitable for locking mechanical parts on non-parallel surfaces.



STANDARD MACHINE ELEMENTS WORLDWIDE

ELESA-GANTER models all rights reserved in accordance with the law. Always mention the source when reproducing our drawings.